

Bimekizumab continuous maintenance of response at every visit through two years in patients with moderate to severe plaque psoriasis: Post-hoc results from five phase 3/3b trials

Andrew Blauvelt,¹ Curdin Conrad,² Antonio Costanzo,³ Peter van de Kerkhof,⁴ George Han,⁵ Richard G. Langley,⁶ Leah Davis,⁷ Bengt Hoepken,⁸ Susanne Wiegatz,⁸ Luis Puig⁹

Objective

To assess the continual maintenance of $\geq 90\%$ improvement from baseline in Psoriasis Area and Severity Index (PASI 90) responses with bimekizumab (BKZ) at every single visit from Week 16 through two years of treatment in patients with moderate to severe plaque psoriasis.

Background

- In patients who have already achieved skin clearance, surveys have shown that long-lasting maintenance of response is a key treatment goal.^{1,2}
- Considering this goal, and the loss of clinical response often seen over time,³ it is important to evaluate long-term treatment efficacy.
- BKZ, a monoclonal IgG1 antibody that selectively inhibits IL-17F in addition to IL-17A,⁴ has demonstrated rapid and superior efficacy in the treatment of patients with moderate to severe plaque psoriasis in head-to-head studies versus ustekinumab, adalimumab, and secukinumab, with established long-term durability of response.⁵⁻⁹

Methods

- Two-year data were pooled from the 52-week BE VIVID and 56-week BE READY and BE SURE phase 3 trials, 48 weeks of their ongoing open-label extension (OLE), BE BRIGHT, as well as the BE RADIANT phase 3b trial (48-week double-blinded period and 48 weeks of the ongoing OLE; **Figure 1**).⁵⁻⁹
- Included patients were randomized to receive BKZ 320 mg every 4 weeks (Q4W) to Week 16, then either BKZ Q4W or Q8W until OLE entry (Week 48/52/56; Year 1), at which point, patients received BKZ Q4W or Q8W based on PASI response and prior maintenance dose (**Figure 1**).
- Continuous maintenance of PASI 90 response at every single visit through OLE Week 48 (2 years) in Week 16 PASI 90 responders is reported.
- Data are reported using modified non-responder imputation (mNRI); patients who discontinued treatment due to lack of efficacy or treatment-related adverse events were considered non-responders at subsequent timepoints; multiple imputation was used for all other missing data.
- Week 16 PASI 90 responder rate is reported for context (NRI).

Results

- At Week 16, 86.9% (1,184/1,362) BKZ-randomized patients achieved PASI 90 (NRI); 995 entered the OLEs and are included in these analyses.
 - Baseline characteristics of these patients are shown in **Table 1**.
- Of the Week 16 PASI 90 responders who entered the OLE, 93.7% also achieved PASI 90 at 2 years; 90.6% continuously maintained PASI 90 at every single visit through 1 year (Week 48) and 81.9% at every single visit through 2 years (**Figure 2**; mNRI).
 - 6.8% only lost PASI 90 at 1 visit, 3.0% only lost PASI 90 at 2 visits, and 8.3% lost PASI 90 at >2 visits.
- The flow of PASI responses among Week 16 PASI 90 responders showing maintenance, loss, or regain of response between study visits is shown in **Figure 3**.

Conclusions

Over 2 years of BKZ treatment, a large proportion of Week 16 PASI 90 responders continuously maintained disease control. Of those who did lose PASI 90 response, the majority lost response at only one or two visits.

Summary

We report the proportions of patients who continuously maintained their PASI 90 response from Week 16 through 2 years

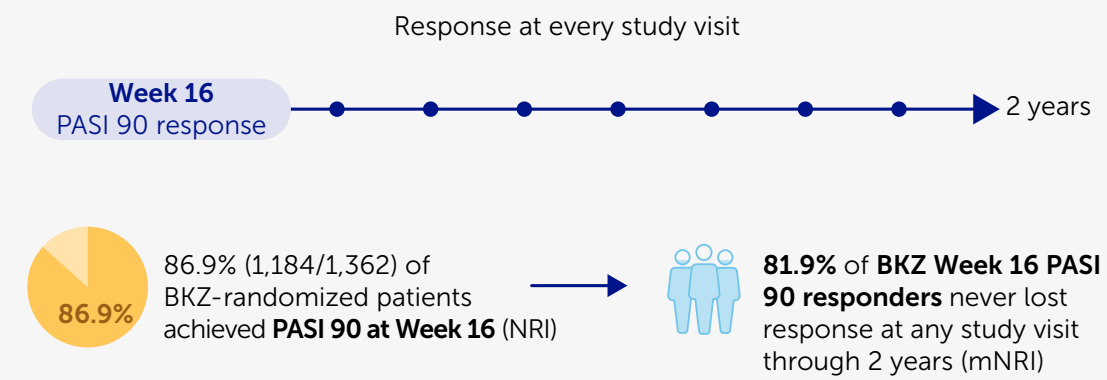
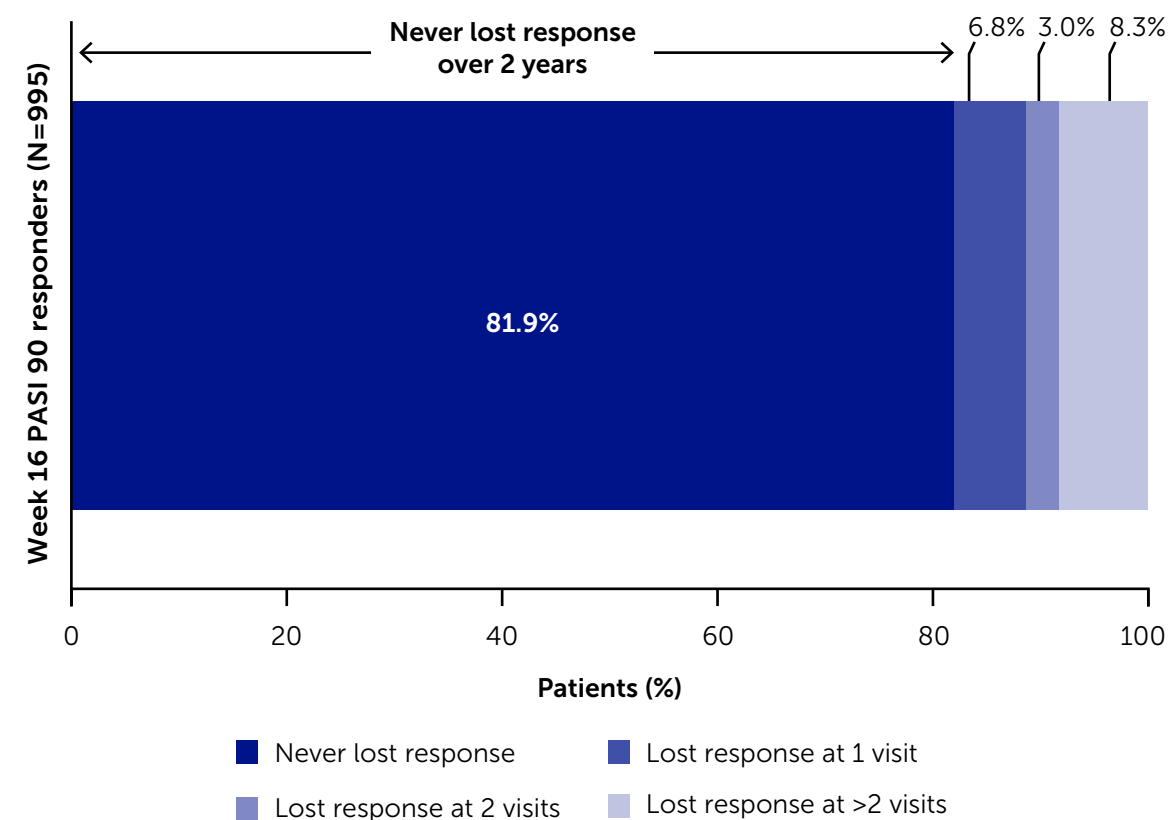


Figure 2 Week 16 PASI 90 responders who either never lost response or lost response at 1 visit, 2 visits or >2 visits through 2 years (mNRI)



Out of 1,184 BKZ-randomized patients who achieved PASI 90 at Week 16, 995 entered the OLE and are included in these analyses. Of those that had an observed loss of PASI 90 (N=435), 81.0% only lost PASI 90 response at 1 or 2 visits over 2 years (mNRI).

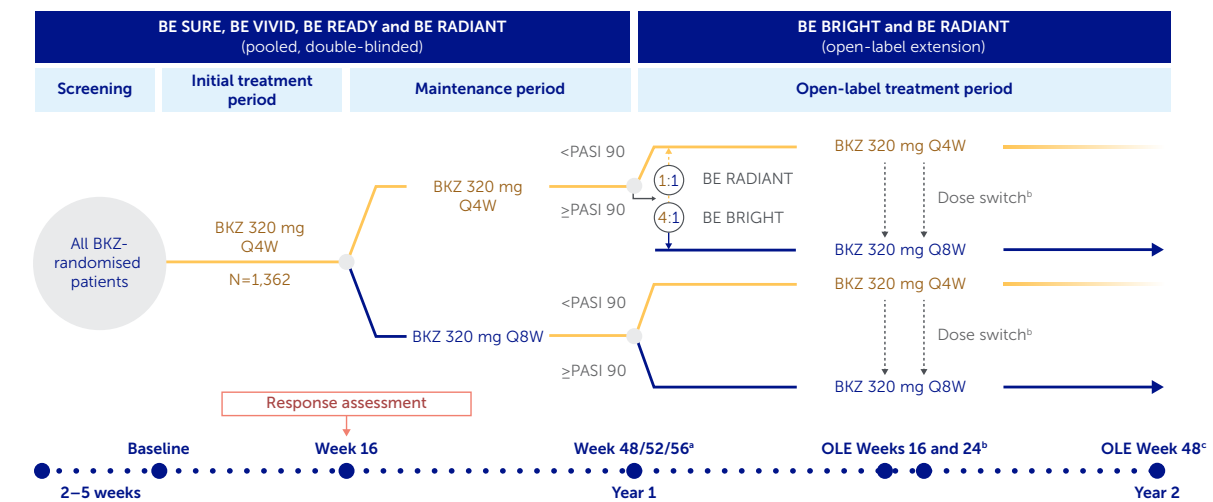
BKZ: bimekizumab; BSA: body surface area; DLQI: Dermatology Life Quality Index; IGA: Investigator's Global Assessment; mNRI: modified non-responder imputation; NRI: non-responder imputation; OC: observed case; OLE: open-label extension; PASI: Psoriasis Area and Severity Index; PASI 75/90/100: $\geq 75\%/ \geq 90\%/100\%$ improvement from baseline in PASI; Q4W: every 4 weeks; Q8W: every 8 weeks; SD: standard deviation.

Institutions: ¹Oregon Medical Research Center, Dermatology, Portland, Oregon, USA; ²Department of Dermatology, University Hospital Lausanne, Lausanne, Switzerland; ³Dermatology, Humanitas Clinical and Research Centre, IRCCS, Rozzano, Milan, Italy; ⁴Department of Dermatology, Radboud University, Nijmegen, Netherlands; ⁵Department of Dermatology, Mount Sinai Medical Center, New York, New York, USA; ⁶Division of Clinical Dermatology and Cutaneous Science, Dalhousie University, Halifax, Nova Scotia, Canada; ⁷UCB Pharma, Morrisville, North Carolina, USA; ⁸UCB Pharma, Monheim, Germany; ⁹Department of Dermatology, Hospital de la Santa Creu i Sant Pau, Universitat Autònoma de Barcelona, Barcelona, Spain.

References: ¹Tada Y et al. J Dermatol 2021;48:1665-745; ²Rasmussen MK et al. Acta Derm Venereol 2019;99:158-63; ³Warren RB et al. J Invest Dermatol 2015;135:2632-40; ⁴Adams et al. Front Immunol 2020;11:1894; ⁵Reich K et al. Lancet 2021;397:487-98; ⁶Gordon KB et al. Lancet 2021;397:475-86; ⁷NCT03410992; ⁸Warren RB et al. N Engl J Med 2021;385:130-41; ⁹NCT03412747; ¹⁰Reich K et al. N Engl J Med 2021;385:142-52; ¹¹NCT03536884; ¹²Strober B et al. Br J Dermatol 2023;188:749-59; ¹³NCT03598790.

Author Contributions: Substantial contributions to study conception/design, or acquisition/analysis/interpretation of data: AB, CC, AC, PvdK, GH, RGL, LD, BH, SW, LP; Drafting of the publication, or revising it critically for important intellectual content: AB, CC, AC, PvdK, GH, RGL, LD, BH, SW, LP; Final approval of the publication: AB, CC, AC, PvdK, GH, RGL, LD, BH, SW, LP. **Author Disclosures:** AB: Served as a speaker (received honoraria) for AbbVie, Bristol Myers Squibb, Eli Lilly, Pfizer, Regeneron, and Sanofi, served as a scientific adviser (received honoraria) for AbbVie, Abcentra, Aclaris, Affibody, Aligos, Almirall, Alumis, Amgen, Anaptysbio, Apogee, Arcutis, Arena, Aslan, Athenex, Bluebird Bio, Boehringer Ingelheim, Bristol Myers Squibb, Cara Therapeutics, CTI BioPharma, Dermavant, Ecor1, Eli Lilly, Escient, Evelo, Evomune, Forto, Galderma, Highlight Pharma, Incyte, InovventBio, Janssen, Landos, LEO Pharma, Merck, Novartis, Pfizer, Rani, Rapt, Regeneron, Sanofi, Spherix Global Insights, Sun Pharma, Takeda, TLL Pharmaceutical, TrialSpark, UCB Pharma, Union, Ventyx, Vibliome, and Xenor; clinical study investigator (institution has received clinical study funds) for AbbVie, Acelyrin, Allakos, Almirall, Alumis, Amgen, Arcutis, Athenex, Boehringer Ingelheim, Bristol Myers Squibb, Concert, Dermavant, Eli Lilly, Evelo, Evomune, Galderma, Incyte, Janssen, LEO Pharma, Merck, Novartis, Pfizer, Regeneron, Sun Pharma, UCB Pharma, and Ventyx; CC: Consultant and/or principal investigator in clinical trials for AbbVie, Actelion, Amgen, Almirall, Boehringer Ingelheim, Bristol Myers Squibb, Celgene, Eli Lilly, Galderma, Incyte, Janssen-Cilag, LEO Pharma, MSD, Novartis, Pfizer, Samsung, Sanofi Genzyme, and UCB Pharma; AC: Investigator and/or speaker and/or advisor for AbbVie, Almirall, Amgen, Boehringer Ingelheim, Celgene, Eli Lilly, Galderma, Janssen, LEO Pharma, Novartis, Pfizer, Regeneron, Sandoz, Sanofi, and UCB Pharma; PvdK: Received fees for consultancy services or lectureships from AbbVie, Almirall, Amgen, Bristol Myers Squibb, Celgene, Centocor, Dermavant, Eli Lilly, Galderma, Janssen, LEO Pharma, Novartis, Pfizer, Philips, and Sandoz; GH: Investigator, consultant, advisor, or speaker for AbbVie, Amgen, Athenex, Boehringer Ingelheim, Bond Avillion, Bristol Myers Squibb, Castle Biosciences, Celgene, Dermavant, Dermtech, Incyte, Janssen, LEO Pharma, Eli Lilly, MC2, Ortho Dermatologics, Pfizer, Regeneron, Sanofi Genzyme, Sun Pharma, and UCB Pharma; RGL: Principal investigator for AbbVie, Amgen, Boehringer Ingelheim, Celgene, Eli Lilly, LEO Pharma, Merck, Novartis, Pfizer, and UCB Pharma; served on scientific advisory boards for AbbVie, Amgen, Boehringer Ingelheim, Celgene, Eli Lilly, LEO Pharma, Merck, Novartis, and Pfizer; LD, BH, SW: Employees and shareholders of UCB Pharma; LP: Received consultancy/speaker's honoraria from and/or participated in trials sponsored by AbbVie, Almirall, Amgen, Baxalta, Biogen, Boehringer Ingelheim, Celgene, Eli Lilly, Gebro, Janssen, JS BIOCAD, LEO Pharma, Merck-Serono, MSD, Mylan, Novartis, Pfizer, Regeneron, Roche, Samsung Biopis, Sandoz, Sanofi Genzyme, and UCB Pharma. **Acknowledgements:** This study was funded by UCB Pharma. We thank the patients and their caregivers in addition to the investigators and their teams who contributed to this study. The authors acknowledge Yasha Najafi, MSc, Costello Medical, London, UK, for medical writing and editorial assistance and the Costello Medical Creative team for graphic design assistance. All costs associated with development of this poster were funded by UCB Pharma.

Figure 1 Study design



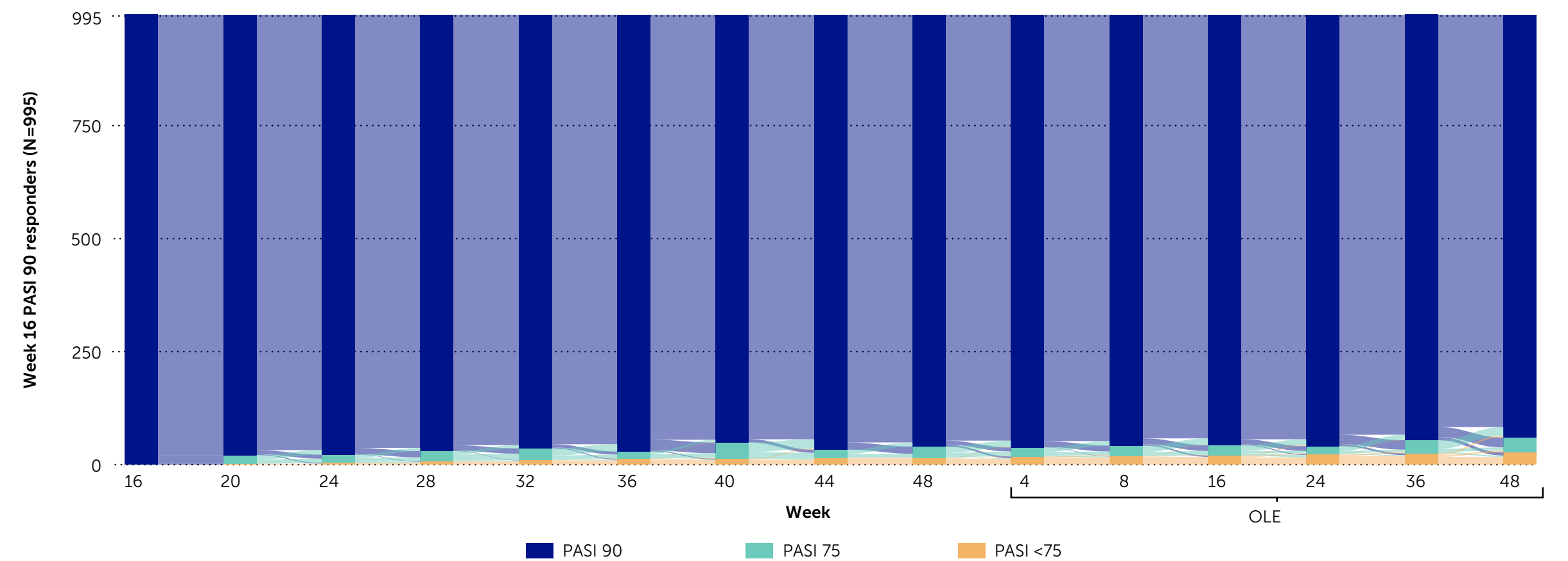
*Patients receiving BKZ 320 mg Q4W who achieved \geq PASI 90 at the end of the feeder studies were randomized 1:1 in BE RADIANT and 4:1 in BE BRIGHT to BKZ 320 mg Q4W or Q8W; patients receiving BKZ 320 mg Q8W who achieved \geq PASI 90 at the end of the feeder studies remained on Q8W dosing; 995 patients achieved \geq PASI 90 at the end of the feeder studies and entered the OLEs; [†]in BE RADIANT, at OLE Week 16 or the next scheduled clinic visit, patients switched to BKZ Q8W after the implementation of a protocol amendment; in BE BRIGHT, at OLE Week 24, patients achieving \geq PASI 90 could switch to Q8W at the investigator's discretion; [‡]OLE Week 48 (the end of Year 2) corresponds to BE RADIANT Week 96, BE VIVID/BE BRIGHT Week 100, and BE READY/BE BRIGHT and BE SURE/BE BRIGHT Week 104.

Table 1 Baseline characteristics

	BKZ Total* Week 16 PASI 90 Responders (N=995)
Age (years), mean \pm SD	45.0 \pm 13.5
Male, n (%)	695 (69.8)
White, n (%)	872 (87.6)
Weight (kg), mean \pm SD	89.1 \pm 20.8
Duration of psoriasis (years), mean \pm SD	18.2 \pm 12.6
PASI, mean \pm SD	21.2 \pm 7.7
BSA (%), mean \pm SD	26.9 \pm 16.0
IGA, n (%)	
3: moderate	652 (65.5)
4: severe	341 (34.3)
DLQI total, mean \pm SD	10.7 \pm 6.4
Any prior systemic therapy, n (%)	772 (77.6)
Prior biologic therapy, n (%)	383 (38.5)

*Data were pooled for all patients who achieved a PASI 90 response at Week 16 and entered the relevant OLE (BKZ Total).

Figure 3 Flow of PASI responses among Week 16 PASI 90 responders showing maintenance, loss or regain of response between study visits (mNRI)



Bar heights are proportional to the number of patients achieving/maintaining PASI 90, PASI 75 or PASI <75 at each visit through OLE Week 48 (2 years). Flows represent the number of patients transitioning to a different PASI response category between visits (color of transition aligns with previous response category).