

Bimekizumab 3-year maintenance of response in Week 16 responders with moderate to severe plaque psoriasis: Results from five phase 3/3b trials

Diamant Thaçi,¹ April Armstrong,² Kenneth B. Gordon,³ Andrew Blauvelt,⁴ Carle Paul,⁵ Wolf-Henning Boehncke,⁶ Maggie Wang,⁷ Balint Szilagyi,⁸ Bengt Hoepken,⁸ Jérémy Lambert,⁹ Mark Lebwohl¹⁰

Synopsis

- Bimekizumab (BKZ), a monoclonal immunoglobulin (Ig) G1 antibody that selectively inhibits interleukin (IL)-17F in addition to IL-17A,¹ has demonstrated rapid and superior efficacy in the treatment of patients with moderate to severe plaque psoriasis in head-to-head studies versus ustekinumab, adalimumab, and secukinumab, with established long-term durability of response.²⁻⁶
- As psoriasis is a chronic disease and loss of response to therapies can occur over time, studying long-term efficacy of new treatments is important.⁷
- Maintenance of responses through 3 years of BKZ 320 mg treatment, in psoriasis patients who achieved disease control after 16 weeks, has been shown previously in patients from four phase 3 trials.⁶
- Here, we report maintenance of response from the largest available data pool through 3 years, with patients included across five phase 3/3b trials.

Objective

To report maintenance of response over 3 years in patients who achieved complete or near-complete skin clearance after 16 weeks of BKZ treatment from five phase 3/3b trials.

Methods

- Data were pooled from the 52-week BE VIVID, 56-week BE READY, and 56-week BE SURE phase 3 trials, their ongoing open-label extension (OLE), BE BRIGHT, as well as the BE RADIANT phase 3b trial (48-week double-blinded period, 96-week OLE; **Figure 1**).²⁻⁶
- Included patients were randomized to BKZ 320 mg every 4 weeks (Q4W) at baseline to Week 16. Patients then received either BKZ Q4W or every 8 weeks (Q8W) through the maintenance and OLE periods.
 - All patients still receiving BKZ Q4W were re-assigned to BKZ Q8W at OLE Week 16/48 (BE RADIANT/BE BRIGHT) or next scheduled visit, via protocol amendment.
- Maintenance of $\geq 90/100\%$ improvement from baseline in Psoriasis Area and Severity Index (PASI 90/100), and Investigator's Global Assessment (IGA) 0/1 responses through Year 3 (Week 144/OLE Week 96) are reported in Week 16 PASI 90, PASI 100, and IGA 0/1 responders, respectively.
- Dermatology Life Quality Index (DLQI) 0/1 responses (indicating no impact of skin disease on patient's life)⁸ are also reported in Week 16 PASI 100 responders.
- Data are reported for the combined BKZ dosing groups (BKZ Total) and for the subset of patients who received BKZ Q4W/Q8W/Q8W (initial/maintenance/OLE) dosing.
- Data are reported using modified non-responder imputation (mNRI): patients who discontinued due to lack of efficacy or treatment-related adverse events were considered non-responders at subsequent timepoints; multiple imputation was used for all other missing data (NRI/observed case [OC] data in **Table 2** only).

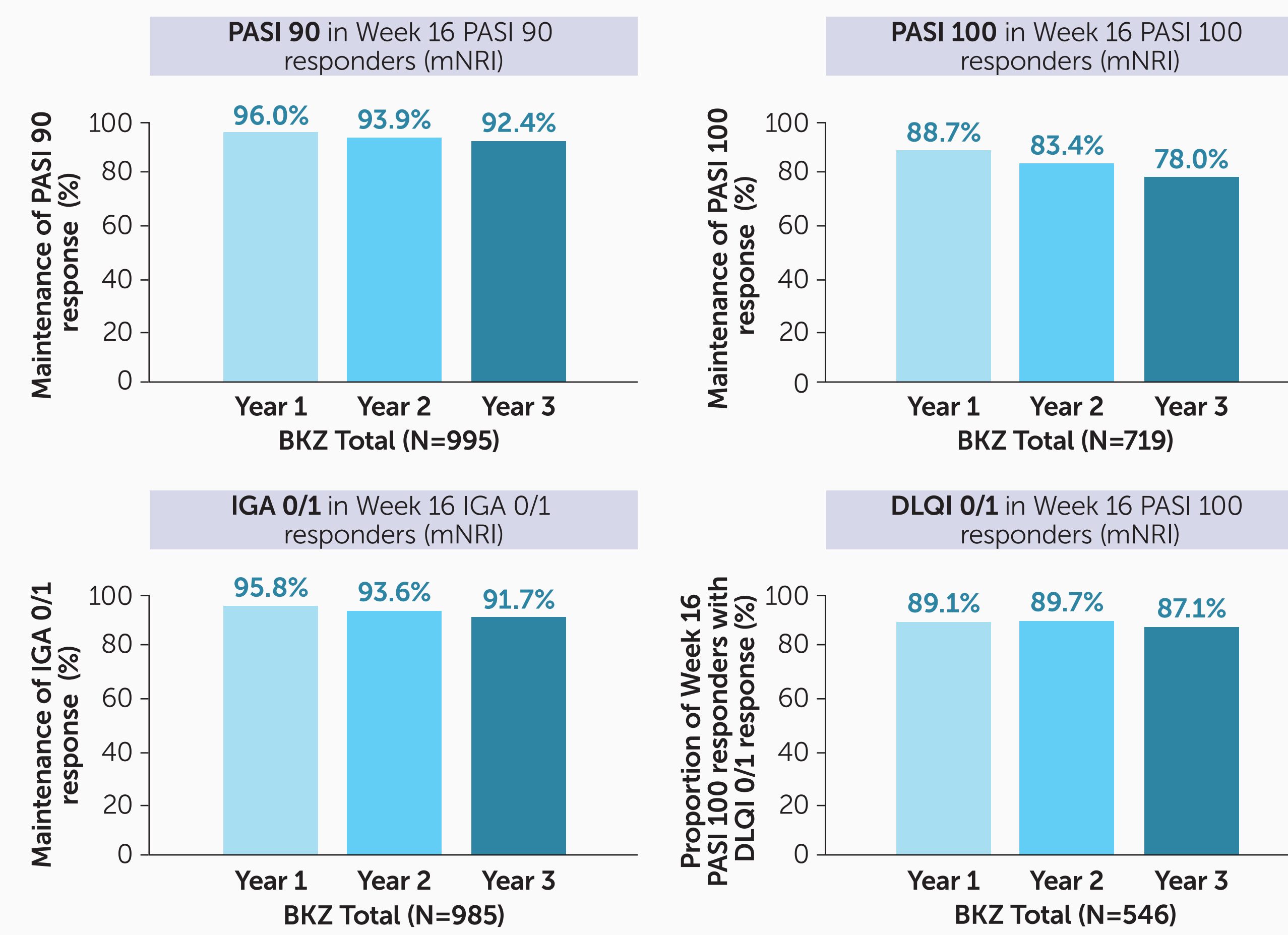
Results

- Across the phase 3/3b trials, 1,362 patients were randomized to BKZ Q4W for the initial treatment periods.
- Among these, 86.9% achieved PASI 90, 62.4% achieved PASI 100, and 86.9% achieved IGA 0/1 at Week 16 (**Figure 2**). 995 PASI 90 responders, 719 PASI 100 responders, and 985 IGA 0/1 responders entered the OLE.
 - Baseline characteristics of these patients are presented in **Table 1**.
- Among Week 16 PASI 90, PASI 100, and IGA 0/1 responders, 96.0%, 88.7%, and 95.8% maintained their responses at Year 1 (Week 48; **Figure 2A-C**; **Table 2**).
- Among Week 16 PASI 100 responders, DLQI 0/1 response rates increased through the first year of BKZ treatment, with 89.1% achieving DLQI 0/1 at Year 1 (**Figure 2D**).
- These high levels of response continued to be sustained up to Year 3 (Week 144; **Figure 2**; **Table 2**).
- Similarly high responses were maintained over 3 years in Week 16 responders who received BKZ Q4W/Q8W/Q8W (**Figure 2**; **Table 2**).
- Study discontinuation in Week 16 PASI 90, PASI 100, and IGA 0/1 responders due to loss of efficacy and adverse events during the maintenance period and OLE was low ($n=8/1,102$ [0.7%] and $n=77/1,102$ [7.0%], respectively).

Conclusions

Pooled data from five trials found that, among Week 16 responders, high clinical responses were maintained through 3 years of BKZ 320 mg treatment. High levels of response were also maintained in those who received BKZ Q4W/Q8W/Q8W, the approved dosing regimen for most patients with psoriasis.⁹

Summary



BKZ provided **long-term maintenance of disease control up to 3 years** in patients with moderate to severe plaque psoriasis

Table 1 Baseline characteristics

	Week 16 PASI 90 responders		Week 16 PASI 100 responders		Week 16 IGA 0/1 responders	
	BKZ Total (N=995)	BKZ Q4W/Q8W/Q8W (N=348)	BKZ Total (N=719)	BKZ Q4W/Q8W/Q8W (N=267)	BKZ Total (N=985)	BKZ Q4W/Q8W/Q8W (N=345)
Age (years), mean \pm SD	45.0 \pm 13.5	44.8 \pm 14.1	45.1 \pm 13.3	44.5 \pm 13.8	45.1 \pm 13.5	45.1 \pm 14.0
Male, n (%)	695 (69.8)	247 (71.0)	497 (69.1)	185 (69.3)	692 (70.3)	246 (71.3)
White, n (%)	872 (87.6)	330 (94.8)	642 (89.3)	254 (95.1)	871 (88.4)	328 (95.1)
Weight (kg), mean \pm SD	89.1 \pm 20.8	88.9 \pm 20.7	87.9 \pm 19.6	87.4 \pm 19.0	89.4 \pm 20.8	88.9 \pm 20.7
Duration of psoriasis (years), mean \pm SD	18.2 \pm 12.6	18.6 \pm 12.4	18.2 \pm 12.6	19.2 \pm 12.8	18.3 \pm 12.5	19.0 \pm 12.5
PASI, mean \pm SD	21.2 \pm 7.7	20.6 \pm 7.5	20.8 \pm 7.3	20.4 \pm 7.4	21.0 \pm 7.6	20.4 \pm 7.5
BSA (%), mean \pm SD	26.9 \pm 16.0	24.5 \pm 13.6	25.8 \pm 15.0	23.8 \pm 13.2	26.5 \pm 15.7	24.1 \pm 13.3
IGA, n (%)						
3: moderate	652 (65.5)	240 (69.0)	476 (66.2)	181 (67.8)	648 (65.8)	239 (69.3)
4: severe	341 (34.3)	107 (30.7)	242 (33.7)	86 (32.2)	334 (33.9)	104 (30.1)
DLQI total score, mean \pm SD	10.7 \pm 6.4	10.7 \pm 6.3	10.9 \pm 6.5	10.9 \pm 6.4	10.7 \pm 6.4	10.6 \pm 6.3
Any prior systemic therapy, n (%)	772 (77.6)	266 (76.4)	568 (79.0)	209 (78.3)	760 (77.2)	262 (75.9)
Prior biologic therapy, n (%)	383 (38.5)	125 (35.9)	282 (39.2)	98 (36.7)	378 (38.4)	123 (35.7)

Data were pooled for all patients who were randomized to BKZ at the start of the study in BE SURE, BE READY, BE VIVID, and BE RADIANT, achieved a PASI 90, PASI 100, or IGA 0/1 response, respectively, at Week 16, and entered the relevant OLE (BKZ Total). Data are also presented for the subsets of these patients who received BKZ Q4W during the initial treatment periods, BKZ Q8W during the maintenance treatment periods, and BKZ Q8W during the OLE periods (the approved dosing regimen for the majority of patients). The BE VIVID study design did not include a Q4W/Q8W/Q8W treatment arm, therefore patients from BE VIVID are not included in the Q4W/Q8W/Q8W subset.

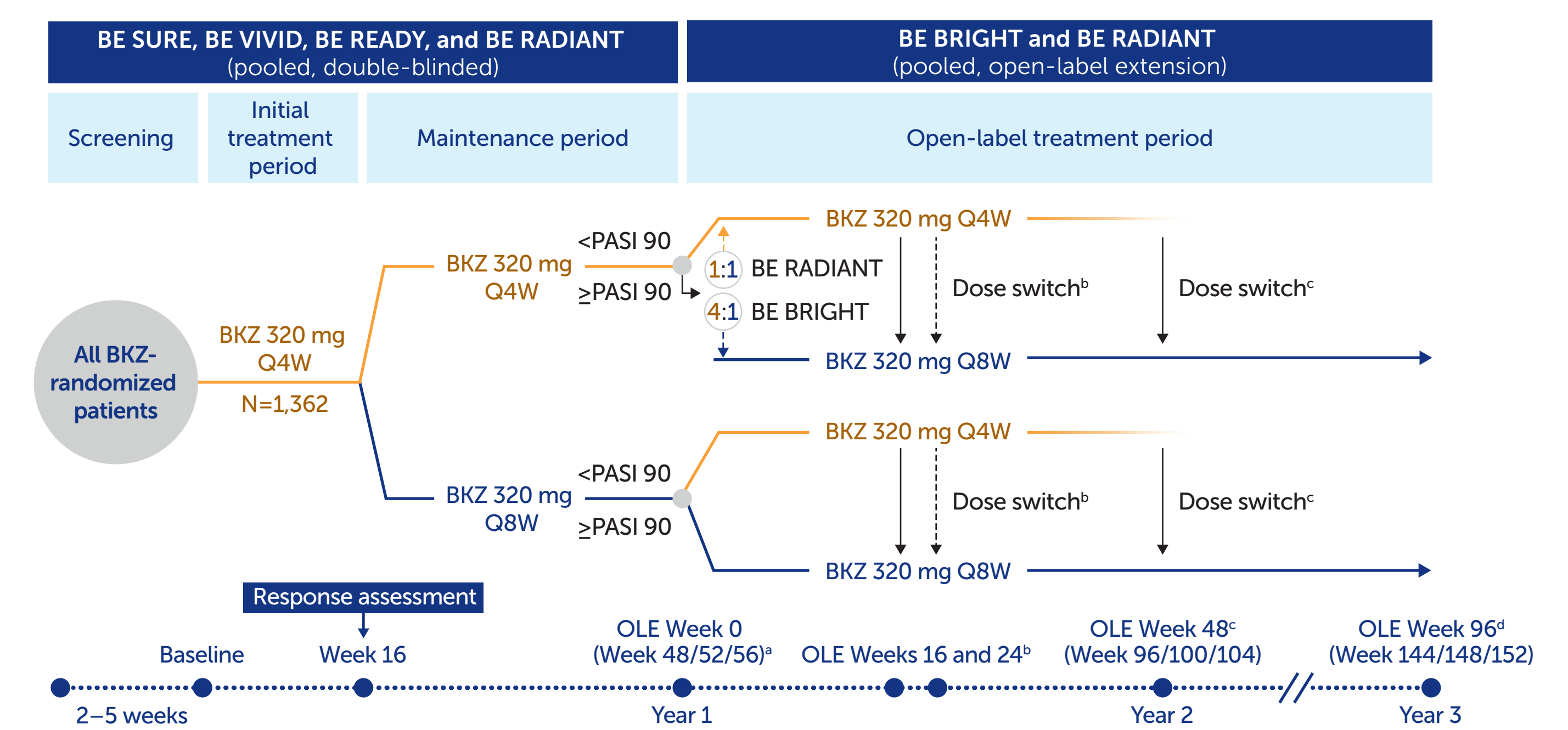
Table 2 Summary of efficacy outcomes (NRI, OC)

	All BKZ-treated Week 16 responders (BKZ Total)		BKZ Q4W/Q8W/Q8W	
	NRI, n (%)	OC, n/N (%)	NRI, n (%)	OC, n/N (%)
PASI 90 in Week 16 PASI 90 responders	N=995		N=348	
Year 1	934 (93.9)	934/962 (97.1)	337 (96.8)	337/340 (99.1)
Year 2	875 (87.9)	881/916 (96.2)	313 (89.9)	313/321 (97.5)
Year 3	819 (82.3)	826/862 (95.8)	290 (83.3)	290/295 (98.3)
PASI 100 in Week 16 PASI 100 responders	N=719		N=267	
Year 1	632 (87.9)	632/704 (89.8)	240 (89.9)	240/262 (91.6)
Year 2	575 (80.0)	576/660 (87.3)	218 (81.6)	218/247 (88.3)
Year 3	527 (73.3)	528/626 (84.3)	194 (72.7)	194/229 (84.7)
IGA 0/1 in Week 16 IGA 0/1 responders	N=985		N=345	
Year 1	923 (93.7)	923/952 (97.0)	332 (96.2)	332/337 (98.5)
Year 2	857 (87.0)	864/905 (95.5)	308 (89.3)	308/319 (96.6)
Year 3	800 (81.2)	808/852 (94.8)	285 (82.6)	285/294 (96.9)
DLQI 0/1 in Week 16 PASI 100 responders⁸	N=546		N=267	
Year 1	480 (87.9)	480/534 (89.9)	238 (89.1)	238/262 (90.8)
Year 2	459 (84.1)	460/501 (91.8)	226 (84.6)	226/247 (91.5)
Year 3	420 (76.9)	420/467 (89.9)	210 (78.7)	210/229 (91.7)

Data were pooled for all patients who were randomized to BKZ at the start of the study in BE SURE, BE READY, BE VIVID, and BE RADIANT, achieved a PASI 90, PASI 100, or IGA 0/1 response, respectively, at Week 16, and entered the relevant OLE (BKZ Total). Data are also presented for the subsets of these patients who received BKZ Q4W during the initial treatment periods, BKZ Q8W during the maintenance treatment periods, and BKZ Q8W during the OLE periods (the approved dosing regimen for the majority of patients). The BE VIVID study design did not include a Q4W/Q8W/Q8W treatment arm, therefore patients from BE VIVID are not included in the Q4W/Q8W/Q8W subset.

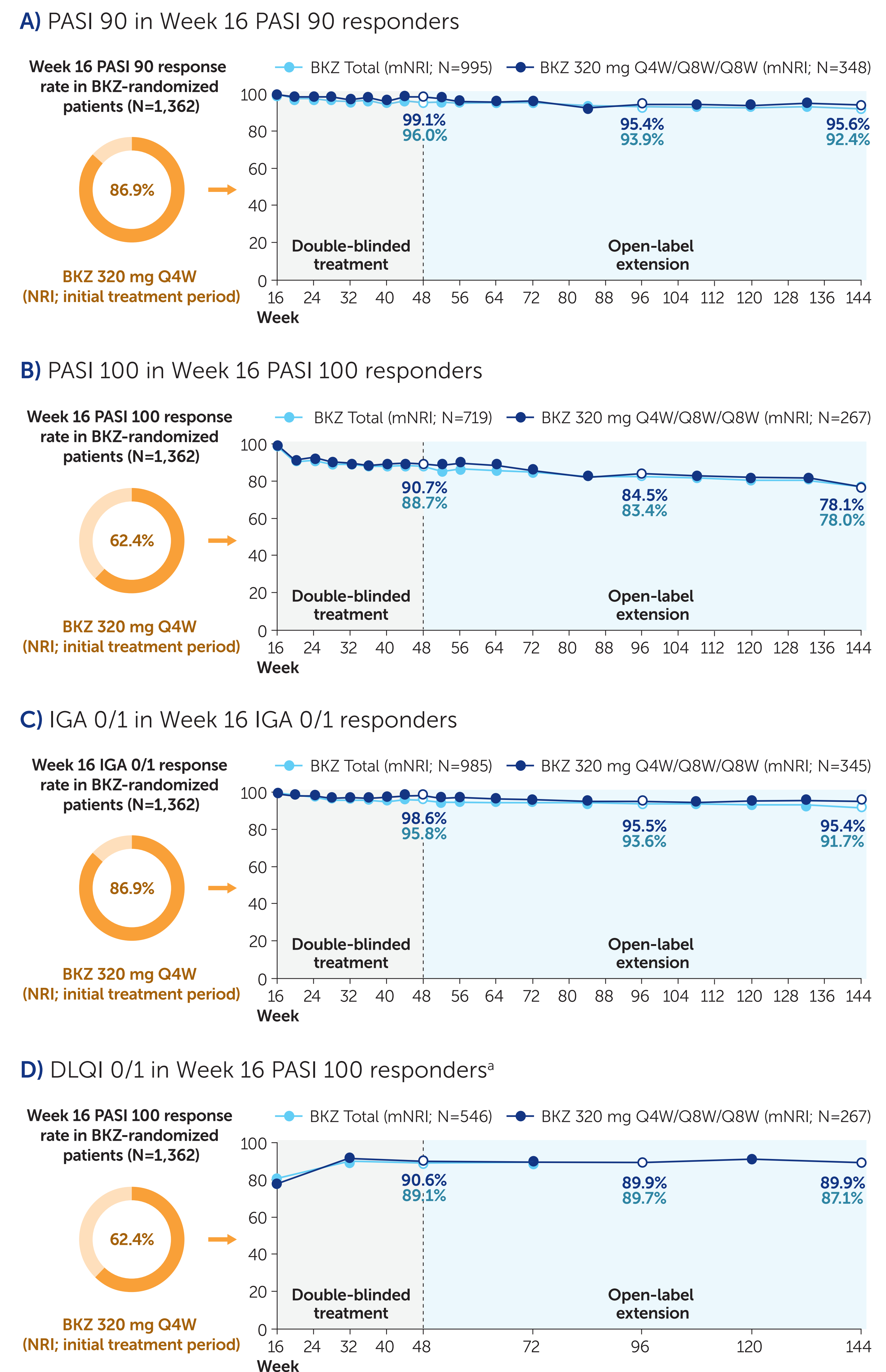
BKZ: bimekizumab; **BSA:** body surface area; **DLQI:** Dermatology Life Quality Index; **Ig:** immunoglobulin; **IGA:** Investigator's Global Assessment; **IL:** interleukin; **mNRI:** modified non-responder imputation; **NRI:** non-responder imputation; **OC:** observed case; **OLE:** open-label extension; **PASI 90/100:** $\geq 90/100\%$ improvement from baseline in Psoriasis Area and Severity Index; **Q4W:** every 4 weeks; **Q8W:** every 8 weeks; **SD:** standard deviation.

Figure 1 Study design (included patients)



As this analysis only includes patients randomized to receive BKZ at baseline, only BKZ-randomized patients are included in this study design. BKZ-treated patients who were re-randomized to placebo at Week 16 in BE READY (n=105) were not included in the final analyses reported below, however they are included in the randomized patient numbers shown above (N=1,362). *Patients receiving BKZ 320 mg Q4W who achieved \geq PASI 90 at the end of the feeder studies (BE RADIANT, Week 48; BE VIVID, Week 52; BE READY and BE SURE, Week 56) were randomized 1:1 in BE RADIANT and 4:1 in BE BRIGHT to BKZ 320 mg Q4W or Q8W. Patients receiving BKZ 320 mg Q8W who achieved \geq PASI 90 at the end of the feeder studies remained on Q8W dosing. In BE RADIANT, at OLE Week 16 or the next scheduled clinic visit, all patients switched to BKZ Q8W after the implementation of a protocol amendment. In BE BRIGHT, at OLE Week 24, patients achieving \geq PASI 90 could switch to Q8W at the investigator's discretion, and all patients were re-assigned to BKZ Q8W at OLE Week 48 or the next scheduled visit via protocol amendment. *OLE Week 48 (the end of Year 2) corresponds to BE RADIANT Week 96, BE VIVID/BE BRIGHT Week 48, and BE READY/BE BRIGHT and BE SURE/BE BRIGHT Week 104. *OLE Week 96 (the end of Year 3) corresponds to BE RADIANT Week 144, BE VIVID/BE BRIGHT Week 48, and BE READY/BE BRIGHT and BE SURE/BE BRIGHT Week 152.

Figure 2 Maintenance of PASI 90, PASI 100, IGA 0/1, and DLQI 0/1 in Week 16 BKZ-treated responders who entered the BE BRIGHT or BE RADIANT OLEs (mNRI)



Week 16 responses are reported for all BKZ-randomized patients; response rates from Week 16 up to Year 3 (Week 144) are reported among patients who were randomized to BKZ at the start of the study in BE SURE, BE READY, BE VIVID, and BE RADIANT, achieved a PASI 90, PASI 100, or IGA 0/1 response, respectively, at Week 16, and entered the relevant OLE. Week 48 was the last common timepoint for PASI, IGA, and DLQI assessment across BE SURE, BE READY, BE VIVID, and BE RADIANT before OLE entry; therefore, data are only shown up to this point before the OLE. The BE SURE and BE READY feeder studies had a duration of 56 weeks, while BE VIVID had a duration of 52 weeks and BE RADIANT had a duration of 48 weeks to pool the data across all three studies. Weeks 52 and 56 data from the feeder studies were not included. Therefore, time points after Week 48 in this figure are from the BE BRIGHT and BE RADIANT OLEs. *DLQI assessment was performed on a different schedule in BE VIVID compared to BE SURE, BE READY, and BE RADIANT; this figure only presents DLQI responses at visits common to BE SURE, BE READY, and BE RADIANT.

BKZ: bimekizumab; **BSA:** body surface area; **DLQI:** Dermatology Life Quality Index; **Ig:** immunoglobulin; **IGA:** Investigator's Global Assessment; **IL:** interleukin; **mNRI:** modified non-responder imputation; **NRI:** non-responder imputation; **OC:** observed case; **OLE:** open-label extension; **PASI 90/100:** $\geq 90/100\%$ improvement from baseline in Psoriasis Area and Severity Index; **Q4W:** every 4 weeks; **Q8W:** every 8 weeks; **SD:** standard deviation.

Institutions: ¹Institute and Comprehensive Center for Inflammation Medicine, University of Lübeck, Lübeck, Germany; ²University of California Los Angeles (UCLA), Los Angeles, California, USA; ³Oregon Medical Research Center, Portland, Oregon, USA; ⁴Toulouse University and CHU, Toulouse, France; ⁵Division of Dermatology and Venereology, Department of Medicine, Geneva University Hospitals; ⁶Department of Pathology and Immunology, Faculty of Medicine, University of Geneva, Geneva, Switzerland; ⁷UCB Pharma, Morrisville, North Carolina, USA; ⁸UCB Pharma, Monheim, Germany; ⁹UCB Pharma, Colomnes, France; ¹⁰Department of Dermatology, Icahn School of Medicine at Mount Sinai, New York, New York, USA.
References: Adams R et al. Front Immunol 2020;11:1894. Reck K et al. Lancet 2021;397:487-98. NCT03370133. Gordon KB et al. Lancet 2021;397:475-86. NCT03410992. Warren RB et al. N Engl J Med 2021;385:130-41. NCT03412747. Reck K et al. N Engl J Med 2021;385:142-52. NCT03556884. Strober B et al. Br J Dermatol 2023;188:749-59. NCT03598790. Warren RB et al. J Invest Dermatol 2005;125:659-69. 91mzks [bimekizumab] Summary of Product Characteristics. 2023. Available at: https://www.ema.europa.eu/en/documents/product-information/bimekizumab-epar-product-information_en.pdf [Accessed September 2023]. **Author Contributions:** Substantial contributions to study conception/design, or acquisition/analysis/interpretation of data: **DT, AA, KBG, AB, CP, WHB, MW, BS, BH, JL, ML.** Drafting of the publication, or reviewing it critically for important intellectual content: **DT, AA, KBG, AB, CP, WHB, MW, BS, BH, JL, ML.** Author Disclosures: **DT:** Served as an investigator and/or consultant/advisor for AbbVie, Almiral, Amgen, Boehringer Ingelheim, Bristol Myers Squibb, Celtrion, Eli Lilly and Company, Galderma, Janssen, Kyowa Kirin, LEO Pharma, L'Oréal, New Bridge, Novartis, Pfizer, Regeneron, Sanofi, Target-RWE, and UCB Pharma; received grants from AbbVie, LEO Pharma, and UCB Pharma. **AB:** Served as a research investigator and/or scientific advisor for AbbVie, Almiral, Arcus, ASLAN, Boehringer Ingelheim, Bristol Myers Squibb, Dermavant, Dermira, Eli Lilly and Company, EPI, Incyte, Janssen, LEO Pharma, Nimbus, Novartis, Ortho Dermatologics, Pfizer, Regeneron, Sun Pharma, Sanofi, and UCB Pharma. **KBG:** Received consulting fees from AbbVie, Almiral, Amgen, Boehringer Ingelheim, Bristol Myers Squibb, Celgene, Dermira, Eli Lilly and Company, Janssen, Novartis, Pfizer, Sun Pharma, and UCB Pharma. **CP:** Speaker received honoraria for Eli Lilly and Company, Pfizer, and UCB Pharma. **AB:** Speaker received honoraria for AbbVie, Almiral, Arcus, ASLAN, Boehringer Ingelheim, Bristol Myers Squibb, Celgene, Dermira, Eli Lilly and Company, Janssen, Novartis, Pfizer, Sun Pharma, and UCB Pharma. **MW:** Speaker received honoraria for AbbVie, Almiral, Arcus, ASLAN, Boehringer Ingelheim, Bristol Myers Squibb, Celgene, Dermira, Eli Lilly and Company, Janssen, LEO Pharma, Novartis, and UCB Pharma. **BS:** Employee and shareholder of UCB Pharma. **BH:** Employee of Mount Sinai and receives research funds from AbbVie, Amgen, Arcus, Avotris, Boehringer Ingelheim, Cara Therapeutics, Dermavant Sciences, Eli Lilly and Company, Incyte, Janssen Research & Development, LLC, Novartis, Ortho Dermatologics, Regeneron, and UCB Pharma; consultant for Almiral, Altrubio Inc., Anaptybio, Arcus Inc., Arena Pharmaceuticals, Arista Therapeutics, AstraZeneca, Avotris, BioKry, Boehringer Ingelheim, Bristol Biotech, Bristol Myers Squibb, Castle Biosciences, Celltrion, CorVelus, LLC, Dermavant Sciences, EPI, Evonmune Inc., Facilitation of International Dermatology Education, Forte Biosciences, Foundation for Research in Dermatology, Galderma, Genentech, Incyte, Incyte, LEO Pharma, Meji Seika Pharma, Mindera, National Society of Cutaneous Medicine, Pfizer, Seaneary, Strata, Sun Pharma, Trevi, Verrica, and Vial. **ML:** Employee of Mount Sinai and receives research funds from AbbVie, Amgen, Arcus, Avotris, Boehringer Ingelheim, Cara Therapeutics, Dermavant Sciences, Eli Lilly and Company, Incyte, Janssen Research & Development, LLC, Novartis, Ortho Dermatologics, Regeneron, and UCB Pharma; consultant for Almiral, Altrubio Inc., Anaptybio, Arcus Inc., Arena Pharmaceuticals, Arista Therapeutics, AstraZeneca, Avotris, BioKry, Boehringer Ingelheim, Bristol Biotech, Bristol Myers Squibb, Castle Biosciences, Celltrion, CorVelus, LLC, Dermavant Sciences, EPI, Evonmune Inc., Facilitation of International Dermatology Education, Forte Biosciences, Foundation for Research in Dermatology, Galderma, Genentech, Incyte, Incyte, LEO Pharma, Meji Seika Pharma, Mindera, National Society of Cutaneous Medicine, Pfizer, Seaneary, Strata, Sun Pharma, Trevi, Verrica, and Vial. **Acknowledgments:** These studies were funded by UCB Pharma. We thank the patients and their caregivers in addition to the investigators and their teams who contributed to these studies. The authors acknowledge Joe Dixon, PhD, UCB Pharma, Slough, UK and Susanne Wiegartz, MSc, UCB Pharma, Monheim, Germany for publication coordination, Sana Yasar, PhD, Costello Medical, Manchester, UK for medical writing and editorial assistance, and the Creative team at Costello Medical for graphic design assistance. All costs associated with development of this poster were funded by UCB Pharma.



To receive a copy of this poster, scan the QR code or visit: <https://jco.org/abstract/2024/32/15/2024-15-00000>
Poster ID: 060726
Link expiration: March 4, 2024