

# Bimekizumab on-treatment remission as defined by the National Psoriasis Foundation: 1-year results versus ustekinumab and secukinumab in patients with moderate to severe plaque psoriasis

**April Armstrong**,<sup>1</sup> Lourdes Pérez-Chada,<sup>2</sup> Mark Lebwohl,<sup>3</sup> Deepak M.W. Balak,<sup>4</sup> George M. Lewitt,<sup>5</sup> Richard B. Warren,<sup>6</sup> Richard G. Langley,<sup>7</sup> Diamant Thaçi,<sup>8</sup> George Han,<sup>3</sup> Heather Herr,<sup>9</sup> Balint Szilagyi,<sup>10</sup> Sarah Kavanagh,<sup>11</sup> Andrew Blauvelt<sup>12</sup>

<sup>1</sup>University of California Los Angeles (UCLA), Los Angeles, CA, USA; <sup>2</sup>Department of Dermatology, Brigham and Women's Hospital, Boston, MA, USA; <sup>3</sup>Department of Dermatology, Icahn School of Medicine at Mount Sinai, New York, NY, USA; <sup>4</sup>Department of Dermatology, Leiden University Medical Center, Leiden, The Netherlands; <sup>5</sup>Illinois Dermatology Institute, DeNova Research, Chicago, IL, USA; <sup>6</sup>Dermatology Centre, Northern Care Alliance NHS Foundation Trust & Division of Musculoskeletal and Dermatological Sciences, Manchester NIHR Biomedical Research Centre, Manchester Academic Health Science Centre, University of Manchester, Manchester, UK; <sup>7</sup>Division of Clinical Dermatology & Cutaneous Science, Department of Medicine, Dalhousie University, Halifax, NS, Canada; <sup>8</sup>Institute and Comprehensive Center for Inflammation Medicine, University of Lübeck, Lübeck, Germany; <sup>9</sup>UCB, Smyrna, GA, USA; <sup>10</sup>UCB, Monheim am Rhein, Germany; <sup>11</sup>UCB, Morrisville, NC, USA; <sup>12</sup>Blauvelt Consulting LLC, Annapolis, MD, USA.

Presentation Number: 73673

## Objectives

- To report **National Psoriasis Foundation (NPF)-defined on-treatment remission** rates for bimekizumab (BKZ) versus ustekinumab (UST) and BKZ versus secukinumab (SEC), from two head-to-head phase 3/3b trials, through 1 year.
- To evaluate the **cumulative health-related quality of life benefits** of treatment in patients in remission versus those not in remission.

## Background

- Defining remission in psoriasis is important for benchmarking treatment responses, facilitating an understanding of a disease state where patients experience little to no disease.<sup>1</sup>
- A recent NPF consensus-based definition of on-treatment remission has emerged.<sup>1</sup>

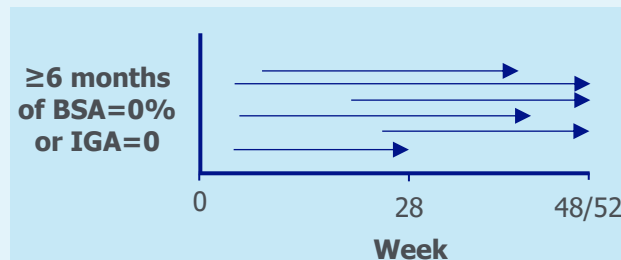
## NPF-Defined On-Treatment Remission

On-treatment remission for plaque psoriasis is defined by the NPF as:

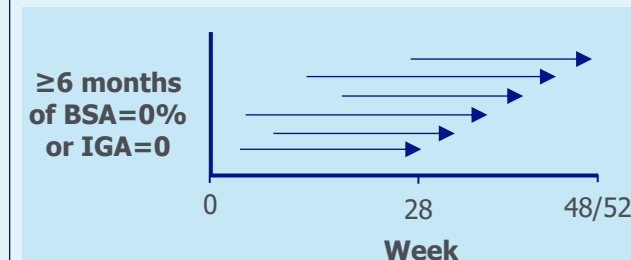
**≥6 months of BSA=0% or IGA=0**

Here, we present:

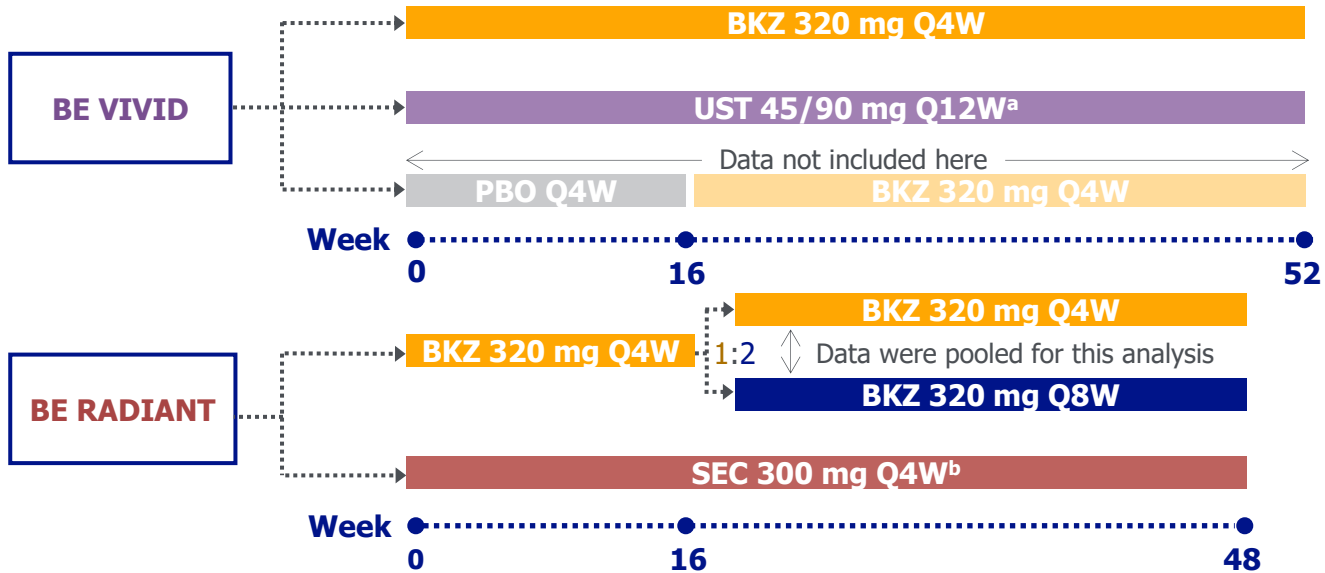
**≥6-month remission at any time during the first year of treatment**



**≥6-month remission at specific timepoints up to 1 year**



## Study Designs



- Patients who completed **BE VIVID** and **BE RADIANT** with **no missing BSA or IGA measurements** were included.<sup>1,2</sup>

## Outcomes Reported (observed cases [OC])<sup>c</sup>

- Proportions of patients achieving **NPF-defined on-treatment remission during the first year.**
- Total area under the curve (AUC) through 52/48 weeks (AUC<sub>0–52/48</sub>) for Dermatology Life Quality Index 0 or 1 (DLQI 0/1) and the estimated **number of days with DLQI 0/1.**
- Estimated **number of days with Psoriasis Symptoms and Impacts Measure (P-SIM)=0** in the itching and skin pain items from BE RADIANT.

[a] Patients received UST 45/90 mg ( $\leq 100$  kg/ $>100$  kg) at Week 0, Week 4, then Q12W; [b] Patients received SEC 300 mg weekly to Week 4, then Q4W; [c] On-treatment remission data are reported using OC; DLQI 0/1 rates are also reported using OC, since very few datapoints were missing. **1.** Reich K et al. Lancet 2021;397:487–98 (NCT03370133); **2.** Reich K et al. N Engl J Med 2021;385:142–52 (NCT03536884). AUC: area under the curve; BKZ: bimekizumab; BSA: body surface area; DLQI: Dermatology Life Quality Index; IGA: Investigator's Global Assessment; NPF: National Psoriasis Foundation; OC: observed case; PASI: Psoriasis Area and Severity Index; P-SIM: Psoriasis Symptoms and Impacts Measure; Q4W: every 4 weeks; Q8W: every 8 weeks; SD: standard deviation; SEC: secukinumab; UST: ustekinumab.

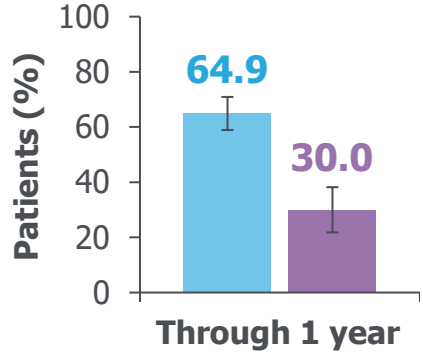
## Baseline Characteristics of Included Patients

	BE VIVID		BE RADIANT	
	BKZ N=242	UST N=120	BKZ N=289	SEC N=260
<b>Age (years)</b> , mean (SD)	45.8 (14.2)	47.2 (13.6)	45.6 (14.4)	44.8 (14.6)
<b>Sex, male</b> , n (%)	177 (73.1)	86 (71.7)	190 (65.7)	167 (64.2)
<b>Racial group, white</b> , n (%)	176 (72.7)	91 (75.8)	267 (92.4)	246 (94.6)
<b>Weight (kg)</b> , mean (SD)	88.3 (22.0)	87.4 (21.8)	90.4 (21.2)	89.1 (19.4)
<b>Duration of psoriasis (years)</b> , mean (SD)	16.7 (11.5)	17.6 (11.2)	18.6 (13.6)	17.8 (12.0)
<b>PASI</b> , mean (SD)	22.6 (8.6)	20.7 (8.0)	20.3 (7.4)	19.3 (5.8)
<b>BSA (%)</b> , mean (SD)	29.9 (16.8)	26.2 (16.3)	25.0 (15.8)	22.6 (12.7)
<b>IGA</b> , n (%)				
3: moderate	147 (60.7)	75 (62.5)	191 (66.1)	198 (76.2)
4: severe	94 (38.8)	45 (37.5)	96 (33.2)	62 (23.8)
<b>DLQI</b> , mean (SD)	10.1 (6.3)	10.7 (6.7)	10.9 (6.6)	11.1 (7.0)
<b>Any prior systemic therapy</b> , n (%)	209 (86.4)	97 (80.8)	209 (72.3)	195 (75.0)
<b>Any prior biologic therapy</b> , n (%)	99 (40.9)	46 (38.3)	96 (33.2)	90 (34.6)

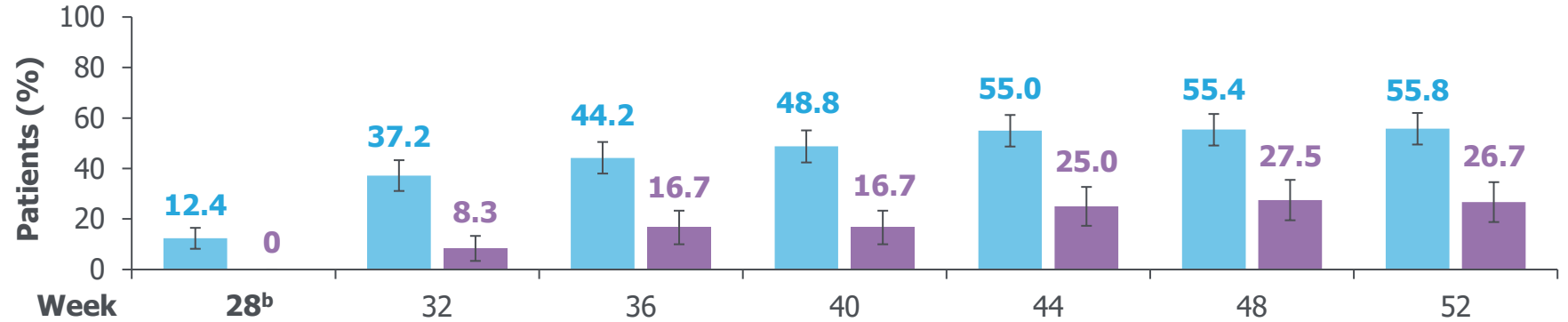
# Proportions of Patients Achieving NPF-Defined On-Treatment Remission (≥6 months of BSA=0% or IGA=0; OC)

**BE VIVID** ■ BKZ (N=242) ■ UST (N=120)

**A) ≥6-month remission at any time during the first year of treatment**

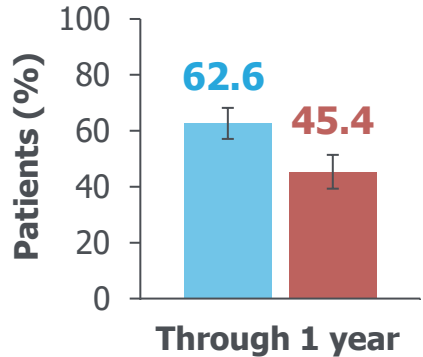


**B) ≥6-month remission at specific timepoints up to 1 year<sup>a</sup>**

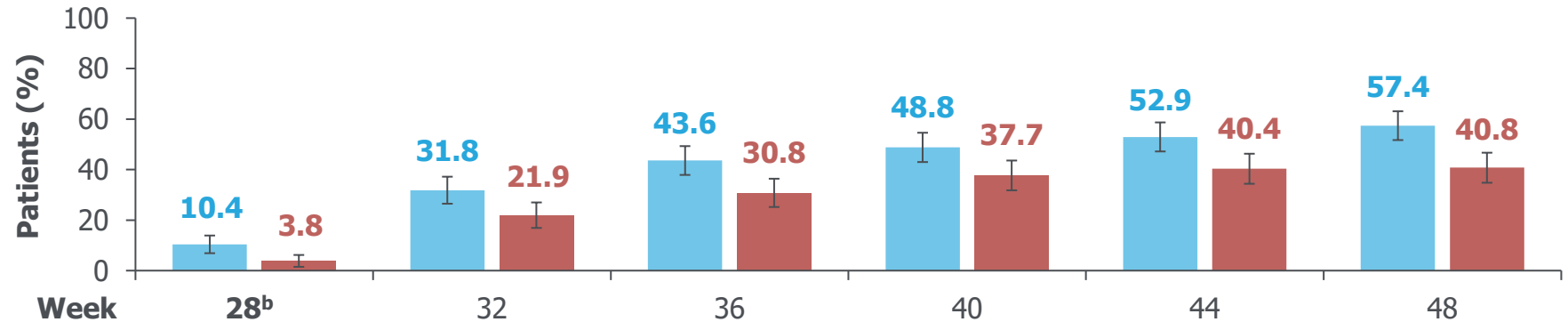


**BE RADIANT** ■ BKZ (N=289) ■ SEC (N=260)

**A) ≥6-month remission at any time during the first year of treatment**



**B) ≥6-month remission at specific timepoints up to 1 year<sup>a</sup>**



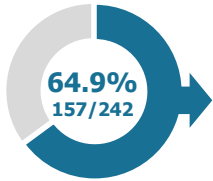
Remission is defined as continuous achievement of BSA=0% or IGA=0 over a minimum 6-month (168-day) period. Included patients had no missing BSA or IGA measurements. Error bars represent 95% confidence intervals. **[a]** A patient is classified as being in remission at a particular week if they had BSA=0% or IGA=0 at that week and for the preceding 6 months; **[b]** Patients were required to have BSA ≥10% and IGA ≥3 at baseline to be eligible for inclusion; Week 28 is the earliest possible timepoint remission could be achieved. BSA: body surface area; BKZ: bimekizumab; CI: confidence interval; IGA: Investigator's Global Assessment; NPF: National Psoriasis Foundation; OC: observed case; SEC: secukinumab; UST: ustekinumab.

# DLQI 0/1 (AUC) by NPF-Defined On-Treatment Remission Status (≥6 months of BSA=0% or IGA=0; OC)

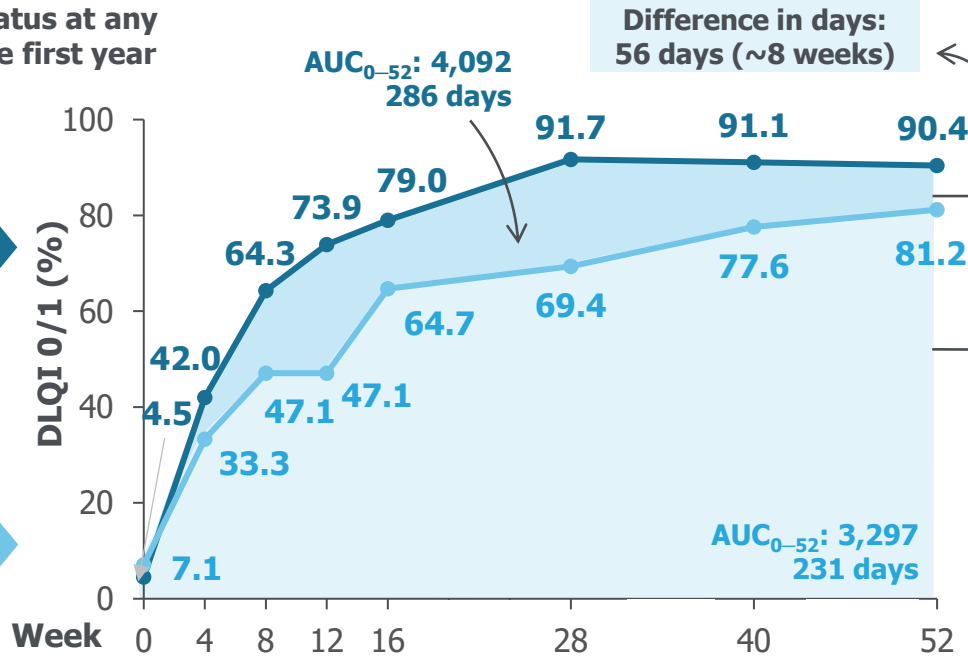
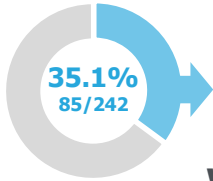
## BE VIVID<sup>a</sup>

BKZ patient status at any time during the first year

In remission



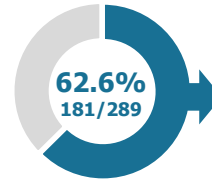
Not in remission



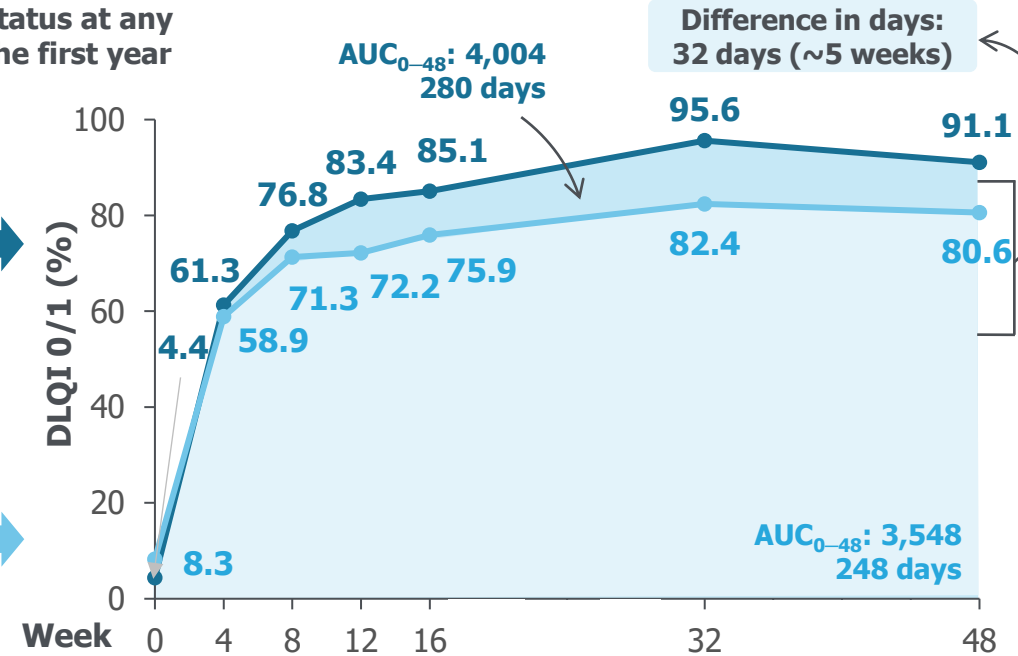
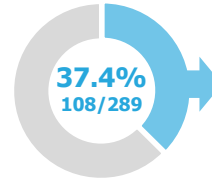
## BE RADIANT<sup>b</sup>

BKZ patient status at any time during the first year

In remission



Not in remission



## P-SIM=0 (No Itching or No Skin Pain; AUC)<sup>c</sup>

- In **BE RADIANT**, patients who achieved NPF-defined on-treatment remission at any time during the first year of BKZ treatment had **80 more days** (~11 weeks) with **no itching** and **45 more days** (~6 weeks) with **no skin pain** versus those not in remission.

Remission is defined as continuous achievement of BSA=0% or IGA=0 over a minimum 6-month (168-day) period. **[a]** One patient from the group who did not have remission at any time during the first year had missing DLQI data at Week 4; **[b]** One patient from the group who had remission at any time during the first year had missing DLQI data at Week 48 and one patient from the group who did not have remission at any time during the first year had missing DLQI data at Week 4; **[c]** P-SIM=0 data were only collected to Week 16 in BE VIVID; therefore, an AUC analysis could not be conducted. AUC: area under the curve; BKZ: bimekizumab; BSA: body surface area; DLQI: Dermatology Life Quality Index; IGA: Investigator's Global Assessment; NPF: National Psoriasis Foundation; OC: observed case; P-SIM: Psoriasis Symptoms and Impacts Measure.

# Conclusions



More bimekizumab-versus ustekinumab-/secukinumab-treated patients achieved NPF-defined on-treatment remission during Year 1 of treatment.



Patients in remission during Year 1 of treatment reported more days with no itching, skin pain, or impact of skin disease on their lives versus those not in remission.



Bimekizumab's ability to provide rapid and sustained remission while on therapy reinforces its role as a beneficial treatment option for patients with psoriasis.

**Author Contributions:** Substantial contributions to study conception/design, or acquisition/analysis/interpretation of data: **AA, LPC, ML, DMWB, GML, RBW, RGL, DT, GH, HH, BS, SK, AB**; Drafting of the publication, or reviewing it critically for important intellectual content: **AA, LPC, ML, DMWB, GML, RBW, RGL, DT, GH, HH, BS, SK, AB**; Final approval of the publication: **AA, LPC, ML, DMWB, GML, RBW, RGL, DT, GH, HH, BS, SK, AB**. **Disclosures:** **AA:** Has served as a research investigator and/or scientific advisor to AbbVie, Almirall, Arcutis, ASLAN, Boehringer Ingelheim, Bristol Myers Squibb, Dermavant, Dermira, Eli Lilly and Company, EPI, Incyte, Janssen, LEO Pharma, Nimbus, Novartis, Ortho Dermatologics, Pfizer, Regeneron, Sanofi, Sun Pharma, and UCB. **LPC:** Has served as a consultant, scientific advisor, and/or speaker to Bristol Myers Squibb and Takeda. **ML:** Employee of Mount Sinai; receives research funds from AbbVie, Arcutis, Avotres, Boehringer Ingelheim, Cara Therapeutics, Clexio, Dermavant, Eli Lilly and Company, Incyte, Inozyme, Janssen, Pfizer, Sanofi-Regeneron, and UCB; consultant for Aikium, Almirall, AltruBio, Amgen, Apogee, Arcutis, AstraZeneca, Atomwise, Avotres Therapeutics, Boehringer Ingelheim, Bristol Myers Squibb, Castle Biosciences, Celltrion, Corevitas, Dermavant, Dermsquared, Evommune, Facilitation of International Dermatology Education, Forte Biosciences, Galderma, Genentech, Incyte, LEO Pharma, Mayne Pharmaceuticals, Meiji Seika Pharma, Mindera, Mirium Pharmaceuticals, Oruka, Pfizer, Sanofi-Regeneron, Revolo, Seanergy, Strata, Sun Pharma, Takeda, Trevi, and Verrica. **DMWB:** Has served as speaker and/or advisor for AbbVie, Almirall, Boehringer Ingelheim, Celgene, Eli Lilly and Company, Janssen, LEO Pharma, Novartis, Sanofi, and UCB. **GML:** Consultant, promotional speaker and/or investigator for AbbVie, Amgen, Arcutis, Bristol Myers Squibb, Dermavant (Organon), Galderma, Incyte, Janssen, Eli Lilly and Company, Novan, Novartis, Orthodermatologics, Pfizer, Sanofi, Sun Pharma, UCB, and the CorEvitas Psoriasis and Atopic Dermatitis Registries. **RBW:** Consulting fees from AbbVie, Almirall, Amgen, Arena, Astellas, Avillion, Biogen, Boehringer Ingelheim, Bristol Myers Squibb, Celgene, DICE Therapeutics, Eli Lilly and Company, Galderma, GSK, Immunocore, Janssen, LEO Pharma, Meiji Pharma, Nektar Therapeutics, Novartis, Pfizer, RAPT Therapeutics, Sanofi, Sun Pharma, UCB, and Union; research grants to his institution from AbbVie, Almirall, Amgen, Celgene, Eli Lilly and Company, Janssen, LEO Pharma, Novartis, Pfizer, and UCB; honoraria from AbbVie, Almirall, Bristol Myers Squibb, Eli Lilly and Company, Galderma, Janssen, and Novartis. **RGL:** Principal investigator for AbbVie, Amgen, Boehringer Ingelheim, Celgene, Eli Lilly and Company, LEO Pharma, Merck, Novartis, Pfizer, and UCB; served on scientific advisory boards for AbbVie, Amgen, Boehringer Ingelheim, Celgene, Eli Lilly and Company, LEO Pharma, Merck, Novartis, Pfizer, and UCB; provided lectures for AbbVie, Amgen, Celgene, Eli Lilly and Company, LEO Pharma, Merck, Novartis, and Pfizer. **DT:** Investigator and/or consultant/advisor for AbbVie, Almirall, Amgen, Bristol Myers Squibb, Boehringer Ingelheim, Celltrion, Eli Lilly and Company, Galderma, Incyte, Janssen, Kyowa Kirin, LEO Pharma, L'Oréal, New Bridge, Novartis, Pfizer, Regeneron, Samsung, Sanofi, Stada, Takeda, Target-RWE, UCB, and Vichy; received grants from AbbVie, LEO Pharma, and Novartis. **GH:** Investigator, consultant, advisor, or speaker for AbbVie, Amgen, Athenex, Boehringer Ingelheim, Bond Avillion, Bristol Myers Squibb, Castle Biosciences, Celgene, Dermavant, Dermtech, Eli Lilly and Company, Incyte, Janssen, LEO Pharma, MC2, Ortho Dermatologics, Pfizer, Regeneron, Sanofi Genzyme, Sun Pharma, and UCB. **HH, BS:** Employees and shareholders of UCB. **SK:** Consultant for Aclipse Therapeutics, Aliada Therapeutics, Allay Therapeutics, Autobahn Therapeutics, Cognition Therapeutics, Colorado Prevention Center, Karuna Therapeutics, Kisbee Therapeutics, LB Pharmaceuticals, Nesos, Novartis, Onward Medical, PharPoint Research, Summit Analytical, Therini Bio, Tonix Pharmaceuticals, Tornado Therapeutics, UCB, Whitsell Innovations, Worldwide Clinical Trials, and Zosano Pharma. **AB:** Served as a speaker (received honoraria) for Almirall, Eli Lilly and Company, Sanofi, and UCB; served as a scientific adviser (received honoraria) for AbbVie, Almirall, Alumis, Amgen, Anaptysbio, Apogee, Arcutis, Astra, Boehringer Ingelheim, Bristol Myers Squibb, Celltrion, Corvus, Dermavant, Eli Lilly and Company, Galderma, GSK, Immunovant, Incyte, IQVIA, Janssen, LEO Pharma, Lipidio, Merck, Novartis, Oruka, Paragon, Pfizer, Rani Therapeutics, Regeneron, Sanofi, Spherix Global Insights, Sun Pharma, Syncona, Takeda, UCB, Union, and Zai Lab; acted as a clinical study investigator (institution has received clinical study funds) for AbbVie, Acelyrin, Almirall, Alumis, Amgen, Arcutis, Boehringer Ingelheim, Bristol Myers Squibb, Dermavant, Eli Lilly and Company, Galderma, Incyte, Janssen, LEO Pharma, Merck, Novartis, Pfizer, Regeneron, Sanofi, Sun Pharma, Takeda, and UCB; owns stock in Lipidio and Oruka. **Acknowledgments:** These studies were funded by UCB. We would like to thank the patients and their caregivers in addition to all the investigators and their teams who contributed to this study. The authors acknowledge Inés Dueñas Pousa, UCB, Madrid, Spain, for publication coordination, and Ria Gill, BSc, Costello Medical, Manchester, UK for medical writing support and editorial assistance. All costs associated with development of this presentation were funded by UCB.