

# Bimekizumab Efficacy on IHS4 Response Levels and Lesions by HS Disease Duration Over 2 Years: Data from BE HEARD EXT

Afsaneh Alavi,<sup>1,2</sup> Christopher J. Sayed,<sup>2,3</sup> Christos C. Zouboulis,<sup>2,4</sup> Valentina Dini,<sup>2,5</sup> Takuya Miyagawa,<sup>6</sup> Irina Turchin,<sup>7-9</sup> Bartosz Lukowski,<sup>10</sup> Christina Crater,<sup>11</sup> Sarah Kavanagh,<sup>11</sup> Thrasylvoulos Tzellos,<sup>2,12,13</sup>

<sup>1</sup>Department of Dermatology, Mayo Clinic College of Medicine and Science, Rochester, MN, USA; <sup>2</sup>European Hidradenitis Suppurativa Foundation (EHSF) e.V., Dessau, Germany; <sup>3</sup>Department of Dermatology, University of North Carolina School of Medicine, Chapel Hill, NC, USA; <sup>4</sup>Brandenburg Medical School Theodor Fontane and Faculty of Health Sciences Brandenburg, Neuruppin, Germany; <sup>5</sup>Department of Clinical and Experimental Medicine, University of Pisa, Pisa, Italy; <sup>6</sup>Department of Dermatology, University of Tokyo Graduate School of Medicine, Tokyo, Japan; <sup>7</sup>Brunswick Dermatology Center, Fredericton, NB, Canada; <sup>8</sup>Probit Medical Research, Waterloo, ON, Canada; <sup>9</sup>Department of Medicine, Dalhousie University, Halifax, NS, Canada; <sup>10</sup>Vedim/UCB, Warsaw, Poland; <sup>11</sup>UCB, Morrisville, NC, USA; <sup>12</sup>Department of Dermatology, Nordland Hospital Trust, Bodø, Norway; <sup>13</sup>Department of Clinical Medicine, Faculty of Health Sciences, UIT – The Arctic University of Norway, Tromsø, Norway

Presentation Number: 75188

## Objectives

- To evaluate the impact of disease duration since diagnosis on IHS4 and draining tunnel (DT) outcomes in patients with moderate to severe hidradenitis suppurativa (HS) treated with bimekizumab (BKZ) over 2 years.

## Background

- Timely diagnosis of HS and prompt treatment during the window of opportunity may **prevent progression of HS** by limiting new lesion formation and long-term tissue damage.<sup>1,2,3</sup>
- BKZ** is a humanized IgG1 monoclonal antibody that selectively inhibits interleukin (IL)-17F in addition to IL-17A.<sup>4</sup>
- The clinician-rated International HS Severity Score System (IHS4) evaluates number of **inflammatory nodules/abscesses/DTs**.<sup>5</sup>

## Methods


- Data were pooled from **BE HEARD I&II** and their open-label extension, **BE HEARD EXT** (full study design available via QR code).<sup>6,7</sup>
- Patients randomized to receive **BKZ 320 mg** from baseline in BE HEARD I&II who entered BE HEARD EXT were included (**BKZ Total group**).
- IHS4-55, -75, -90, -100,<sup>a</sup> DT categories and total tunnel (TT) counts of 0 are reported at Year 1 and Year 2, for patients in the **lowest** and **highest** disease duration quartiles.
- Data are reported as observed case (OC).

[a] IHS4-55/75/90/100 is the number of patients achieving  $\geq 55\%$ / $\geq 75\%$ / $\geq 90\%$ /100% IHS4 response. **1.** Saunte DM. et al. Br J Dermatol 2015;173:1546-9; **2.** Kokolakis G. et al. Dermatol 2020;236:421-30; **3.** Tzellos T. Clin. Dermatol 2025;43:485-489; **4.** Adams R. et al. Front Immunol 2020;11:1894; **5.** Tzellos T. et al. J Eur Acad Dermatol Venereol 2023;37:395-401; **6.** Kimball AB. et al. Lancet 2024;403:2504-19 (NCT04242446, NCT04242498); **7.** BE HEARD EXT (NCT04901195): [www.clinicaltrials.gov/study/NCT04901195](http://www.clinicaltrials.gov/study/NCT04901195). AN: abscess and inflammatory nodule; BKZ: bimekizumab; DT: draining tunnel; HiSCR90: Hidradenitis Suppurativa Clinical Response defined as 90% reduction from baseline in the total AN count with no increase from baseline in abscess or draining tunnel count; HS: hidradenitis suppurativa; IL: interleukin; OC: observed case; TT: total tunnel; Q2W: every 2 weeks; Q4W: every 4 weeks.

To receive a copy of this poster, scan the QR code  
Link expiration: June 29, 2026



# Summary



# Baseline Characteristics

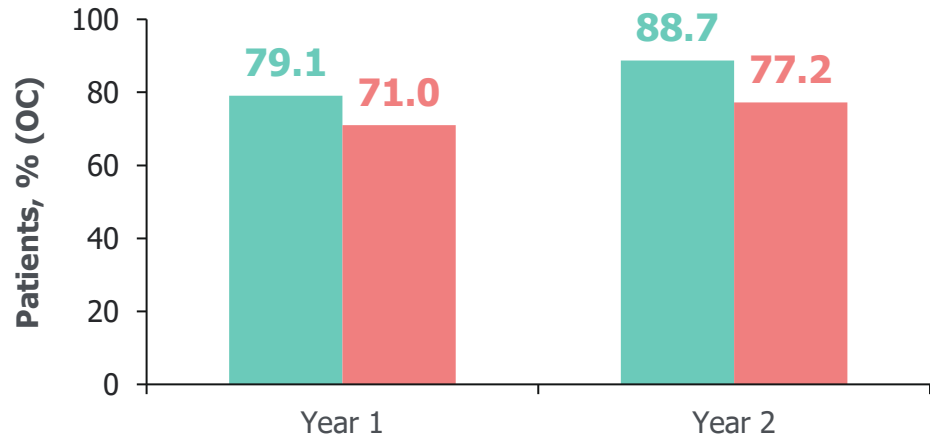
	Disease duration <2.38 years	Disease duration ≥10.74 years
	BKZ Total N=139	BKZ Total N=131
Age (years), mean (SD)	34.8 (13.5)	41.8 (10.3)
Sex, female, n (%)	63 (45.3)	84 (64.1)
Racial group, n (%)		
White	111 (79.9)	109 (83.2)
Black	6 (4.3)	13 (9.9)
Other/Missing	22 (15.8)	9 (6.9)
BMI (kg/m <sup>2</sup> ), mean (SD)	31.2 (7.4)	33.3 (7.8)
Smoking status, current, n (%)	57 (41.0)	66 (50.4)
AN count, mean (SD)	16.1 (14.6)	19.4 (25.9)
DT count, mean (SD)	3.3 (3.3)	3.9 (4.6)
TT count, mean (SD)	6.4 (9.3)	9.1 (10.2)
IHS4 score, mean (SD)	32.2 (22.8)	38.9 (37.0)
IHS4 severity at baseline, n (%)		
Mild (≤3)	0	0
Moderate (4–10)	15 (10.8)	15 (11.5)
Severe (≥11)	124 (89.2)	116 (88.5)
Hurley stage, <sup>b</sup> n (%)		
II	82 (59.0)	75 (57.3)
III	57 (41.0)	56 (42.7)
Any prior biologic therapy, <sup>c</sup> n (%)	11 (7.9)	29 (22.1)
Baseline antibiotic use, n (%)	13 (9.4)	15 (11.5)

[a] IHS4-55/100 is the number of patients achieving ≥55%/100% IHS4 response; [b] This refers to the worst overall Hurley stage derived from the Hurley stages recorded across all anatomical regions; [c] Patients received prior biologic therapy for any indication. 0DT: draining tunnel count of 0; 0TT: total tunnel count of 0; AN: abscess and inflammatory nodule; BKZ: bimekizumab; BMI: body mass index; DT: draining tunnel; HS: hidradenitis suppurativa; IHS4: International Hidradenitis Suppurativa Severity Score System; SD: standard deviation; TT: total tunnel.

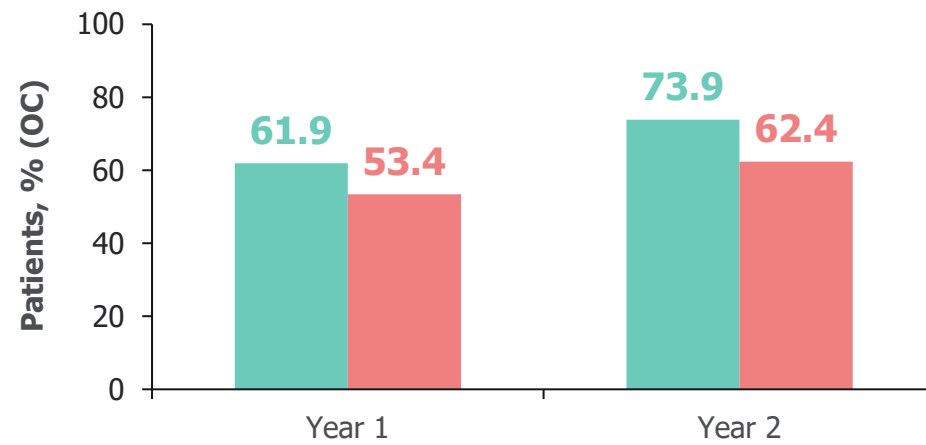
# Patients with Shorter Disease Duration had Higher IHS4 Response at Year 1 and 2

- Response levels were higher in patients in the **lowest** quartile of disease duration since HS diagnosis than in patients in the **highest** quartile.

**A) IHS4-55**

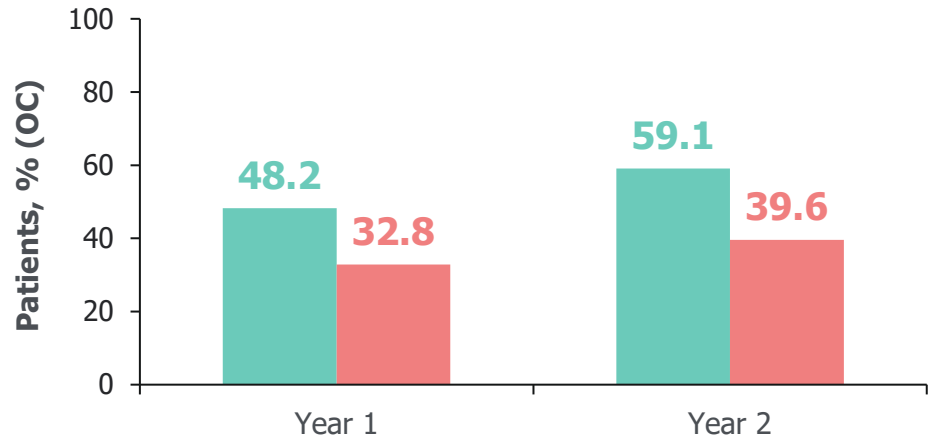


**B) IHS4-75**

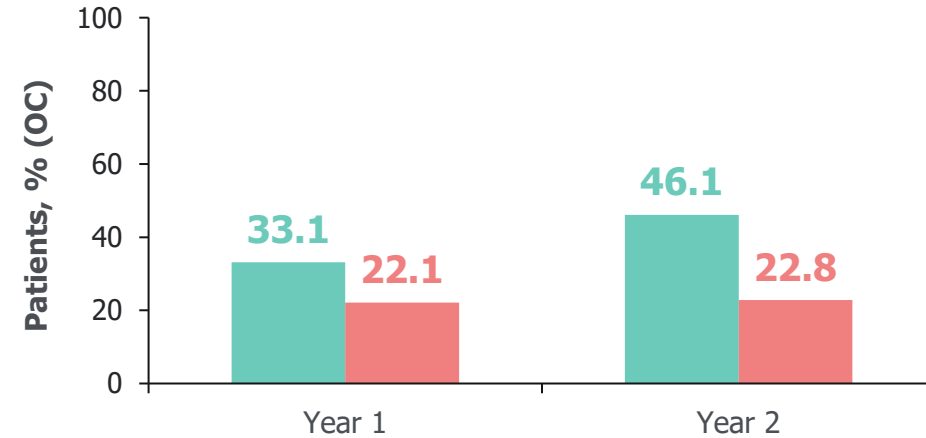


■ Disease duration <2.38 years  
 Year 1 N=139; Year 2 N=115  
 ■ Disease duration ≥10.74 years  
 Year 1 N=131; Year 2 N=101

**C) IHS4-90**



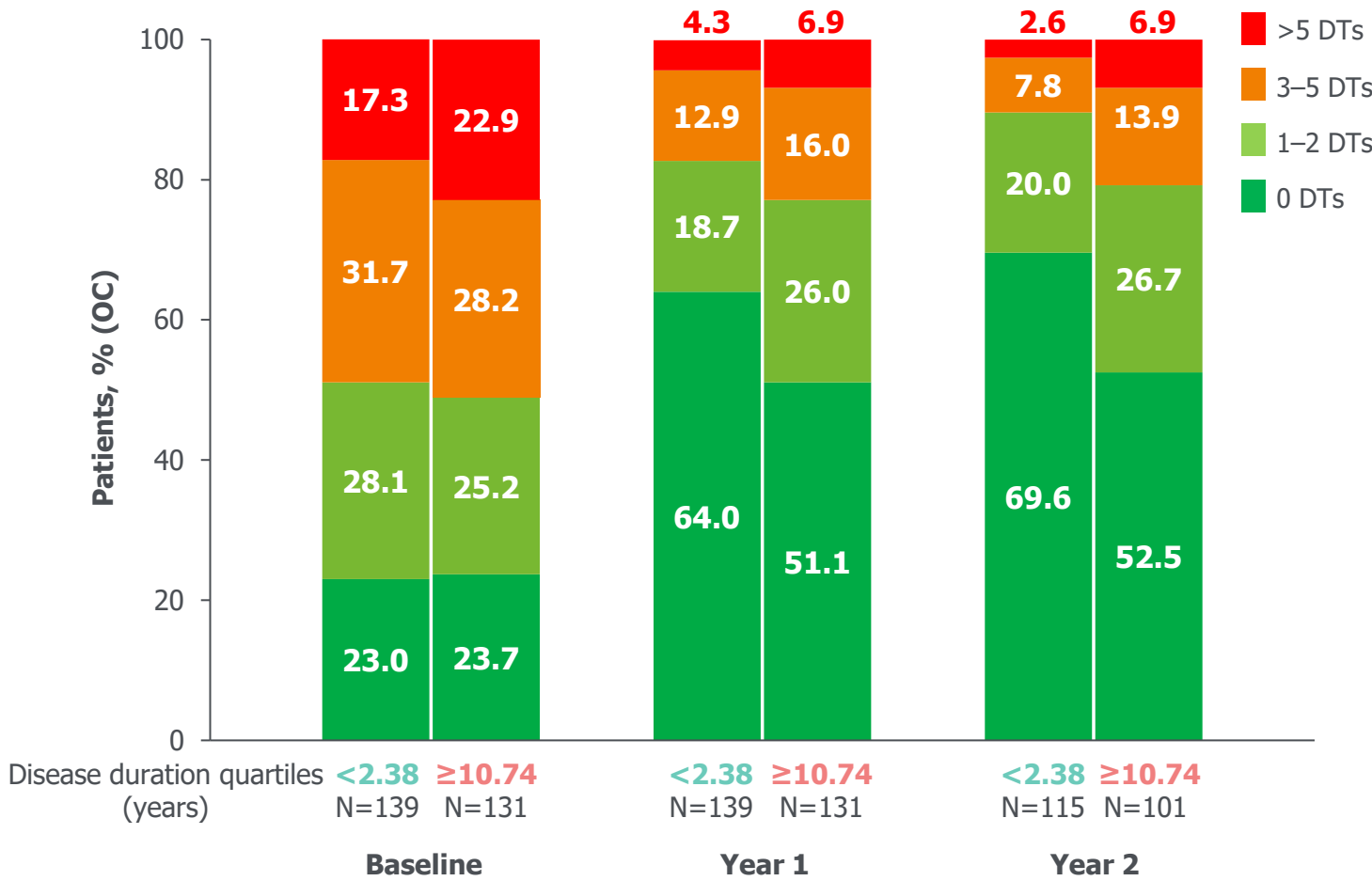
**D) IHS4-100**



n/N: denominator represents number of patients with a non-missing lesion count assessment in the given week, and percentages are calculated accordingly. Year 1, disease duration <2.38 years IHS4-55/75/90/100: n=110/86/67/46. Year 1, disease duration ≥10.74 years IHS4-55/75/90/100: n=93/70/43/29. Year 2, disease duration <2.38 years IHS4-55/75/90/100: n=102/85/68/53. Year 2, disease duration ≥10.74 years IHS4-55/75/90/100: n=78/63/40/23. IHS4: International Hidradenitis Suppurativa Severity Score System; IHS4-55/75/90/100: ≥55%/≥75%/≥90%/100% improvement from baseline in IHS4 total score; HS: hidradenitis suppurativa; OC: observed case.

# Patients with Shorter Disease Duration had Fewer Draining Tunnels at Year 1 and 2

- Patients in **lowest** quartile of disease duration since HS diagnosis had fewer tunnels than patients in the **highest** quartile at Year 1 and 2.



- Similar trends were seen with **total tunnels** when comparing to DTs.

## Patients with 0 Total Tunnels

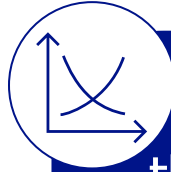
	Lowest Quartile	Highest Quartile
Baseline	12.2% (17/139)	10.7% (14/131)
Year 1	44.6% (62/139)	26.0% (34/131)
Year 2	48.7% (56/115)	26.7% (27/101)

n/N: denominator represents number of patients with a non-missing DT/total tunnel count assessment in the given week, and percentages are calculated accordingly. For 0/1-4/5-10/>10 total tunnels, baseline: n=17/60/35/27 (lowest quartile); n=14/46/33/38 (highest quartile); Year 1: n=62/39/23/15 (lowest quartile); n=34/35/34/28 (highest quartile); Year 2: n=55/36/15/10 (lowest quartile); n=27/31/21/22 (highest quartile). For 0/1-2/3-5/>5 DTs, baseline: n=32/39/44/24 (lowest quartile); n=31/33/37/30 (highest quartile); Year 1: n=89/26/18/6 (lowest quartile); n=67/34/21/9 (highest quartile); Year 2: n=80/23/9/3 (lowest quartile); n=53/27/14/7 (highest quartile). DT: draining tunnel; HS: hidradenitis suppurativa; OC: observed case.

# CONCLUSIONS



Bimekizumab-treated patients with shorter disease duration had better lesion outcomes than those with longer disease duration, suggesting earlier intervention is beneficial.



As efficacy thresholds increased, the gap between clinical outcomes widened when comparing short disease duration to long disease duration.



Patients in both disease duration quartiles showed clinically meaningful improvements in lesions over 2 years following treatment with bimekizumab.

**Author Contributions:** Substantial contributions to study conception/design, or acquisition/analysis/interpretation of data: **AA, CJS, CCZ, VD, TM, IT, BL, CC, SK, TT**; Drafting of the publication, or reviewing it critically for important intellectual content: **AA, CJS, CCZ, VD, TM, IT, BL, CC, SK, TT**; Final approval of the publication: **AA, CJS, CCZ, VD, TM, IT, BL, CC, SK, TT**.

**Disclosures:** **AA:** On the Board of Directors for the Hidradenitis Suppurativa Foundation; received grants from: Hidradenitis Suppurativa Foundation, La Roche-Posay and National Institutes of Health; served as consultant for AbbVie, Almirall, Avalo, Alumis, Boehringer Ingelheim, Cantargia, Dragonfly Dx Incyte, InflaRx, LEO Pharma, Kymera, Navigator, Novartis, Oruka, Otsuka, Sanofi, and UCB; principal investigator for Boehringer Ingelheim and Processa; serves as the chair of the independent data monitoring committee for Almirall, InflaRx and Zura Bio; **CJS:** Investigator for AbbVie, AstraZeneca, ChemoCentryx, Incyte, InflaRx, Novartis, and UCB; consultancy fees from AbbVie, Alumis, AstraZeneca, InflaRx, Incyte, Logical Images, MoonLake Immunotherapeutics, Sandoz, Sanofi, Sonoma Biotherapeutics, and UCB; speaker for AbbVie and Novartis; **CCZ:** Received institution grants as a clinical and research investigator for AbbVie, AstraZeneca, Boehringer Ingelheim, Bristol Myers Squibb, Brandenburg Medical School Theodor Fontane, EADV, European Union, German Federal Ministry of Education and Research, GSK, Incyte, InflaRx, MSD, Novartis, Relaxera, Sanofi and UCB; received honoraria as a consultant for AccureAcne, Almirall, Biogen, Boehringer Ingelheim, Commonwealth Serum Laboratories Behring, Eli Lilly and Company, Estée Lauder, Idorsia, Incyte, L'Oréal, MSD, NAOS-BIODERMA, Novartis, Pfizer, PPM, Sanofi, ShiRhom, Takeda, UCB, and ZuraBio; received lecture fees from Almirall, Amgen, Biogen, Bristol Myers Squibb, NAOS-BIODERMA, L'Oréal, Novartis, Pfizer, and UCB; President of the EHSF e.V., and the Deutsches Register Morbus Adamantiades-Behçet e.V.; board member of the International Society for Behçet's Disease; coordinator of the ALLOCATE Skin group of the ERN Skin; chair of the ARHS Task Force group of the EADV; editor of the EADV News; co-copyright holder of IHS4 on behalf of the EHSF e.V.; **VD:** Consultancy/advisory boards/speaker fees from AbbVie, Almirall, Eli Lilly and Company, J&J, LEO Pharma, Novartis, UCB; **TM:** Advisor, consultant, speaker, and/or investigator for AbbVie, Boehringer Ingelheim, Bristol Myers Squibb, Novartis, ONO Pharma, and UCB; **IT:** Received honoraria and/or grants as a consultant, speaker, or investigator from AbbVie, Amgen, Apogee Therapeutics, Arcutis, Aristeia, Bausch Health, Bristol Myers Squibb, Boehringer Ingelheim, Eli Lilly and Company, Galderma, Horizon Therapeutics, Inmagene Bio, Incyte, Janssen, Kiniksa, LEO Pharma, Mallinckrodt, MoonLake Immunotherapeutics, Novartis, Pfizer, Sanofi, Sun Pharma, Takeda, UCB and Ventyx Biosciences; **BL and CC:** Employee and shareholder of UCB; **SK:** Consultant for AcIipse Therapeutics, Aliada Therapeutics, Allay Therapeutics, Autobahn Therapeutics, Biolacuna, Cognition Therapeutics, Colorado Prevention Center, Cytonics Corp, Karuna Therapeutics, Kisbee Therapeutics, LB Pharmaceuticals, Nesos, Novartis, Onward Medical, PharPoint Research, Summit Analytical, Therini Bio, Tonix Pharmaceuticals, Tornado Therapeutics, UCB, Whitsell Innovations, Worldwide Clinical Trials and Zosano Pharma; **TTz:** Consultancy/advisory boards/speaker fees from AbbVie, Boehringer Ingelheim, Novartis and UCB; treasurer of the European Hidradenitis Suppurativa Foundation e.V.

**Acknowledgements:** These studies were funded by UCB. We would like to thank the patients and their caregivers in addition to all the investigators and their teams who contributed to these studies. The authors acknowledge Susanne Wiegatz, MSc, UCB, Monheim am Rhein, Germany for publication coordination, and George Seleiro, PhD, for medical writing support and editorial assistance. All costs associated with development of this presentation were funded by UCB.